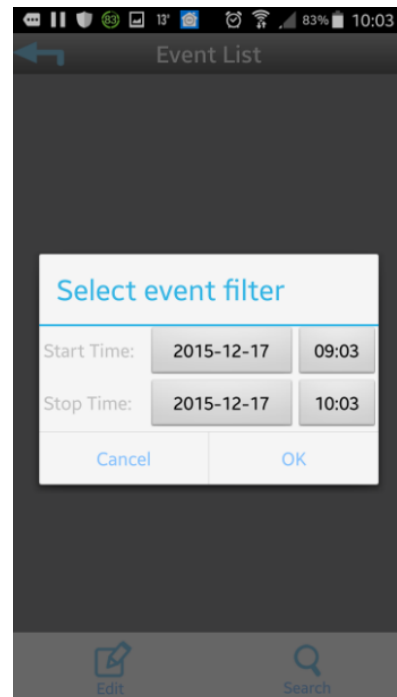
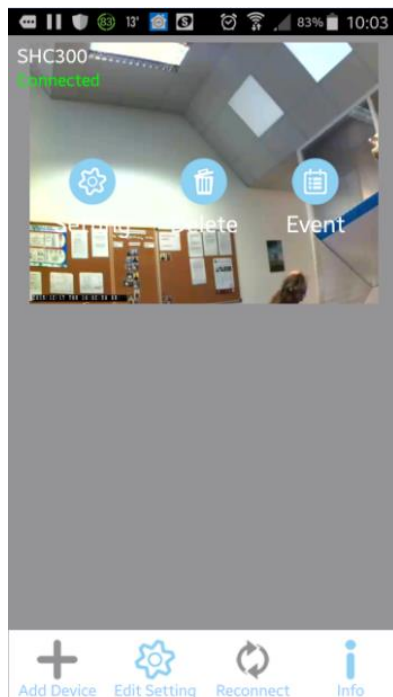




SMART-I CAM (ANDROID) - DOWNLOAD VIDEO RECORDINGS FROM THE SMART HOME CAMERAS

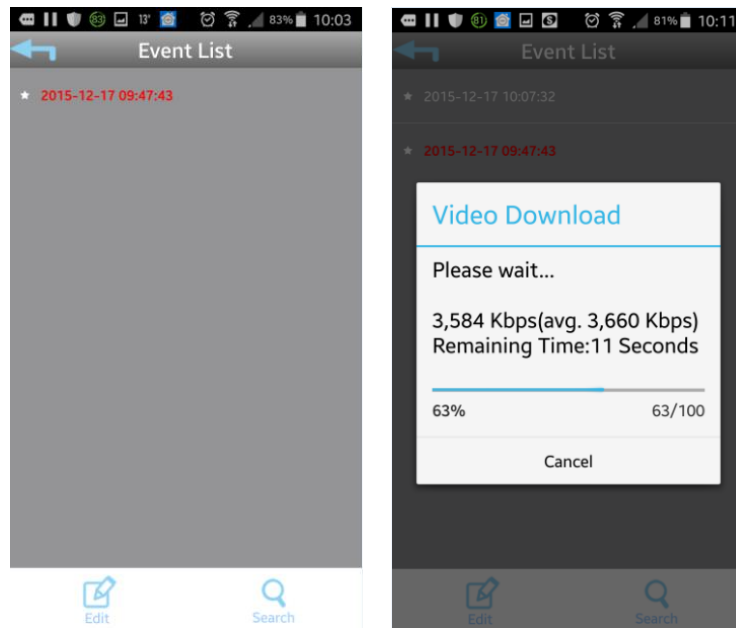
In order to download video recordings from the Smart Home Cameras you need to open the Smart-I Cam application on your Android Device.

Tap the Edit setting button at the bottom of the screen and then tap the Event button displayed over the camera snapshot.



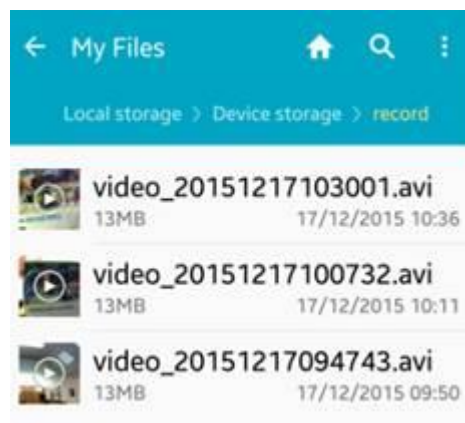
You will then have the option to select the date and time range you wish to search and then tap OK to open the file list.

For technical support, please contact your local distributor.
Alternatively, call 01483 397000



You can now tap the image to playback the file on the Smart-I Cam app OR if you tap & hold the video file will be downloaded and will prompt you to play using a suitable video player, for example MX Player or VLC for Android.

Once downloaded you can find these files on your Android device by opening My Files and navigating to Local storage > Device storage > record



You can now select the video files and email these or use a suitable desktop application to sync/file transfer these to your computer as required.

For technical support, please contact your local distributor.
Alternatively, call 01483 397000